



## Instructions for Online Safety Training for CEBC Researchers

### Part 1. Access safety course through KU's Blackboard site

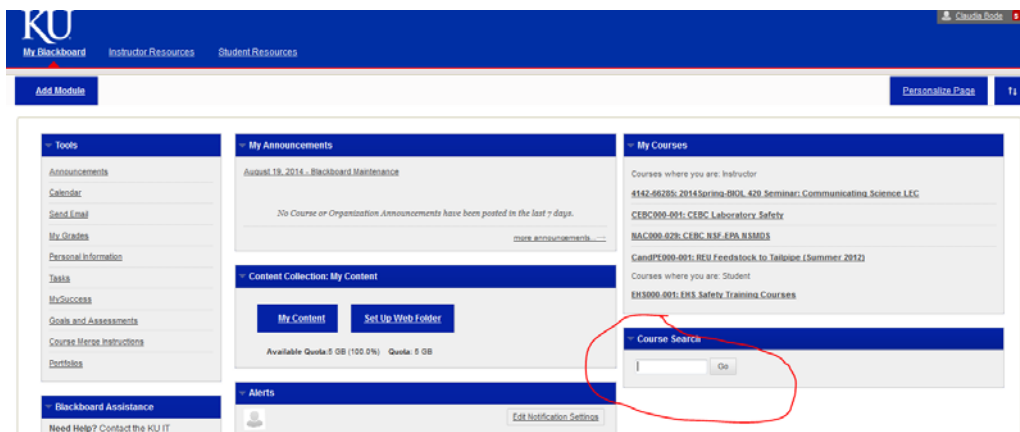
1. Log into: <https://courseware.ku.edu/>



If you are a KU student/employee, use your username and password to access Blackboard.

(If you do not have a KU ID, contact Claudia Bode at 785-864-1647 or [bode@ku.edu](mailto:bode@ku.edu) for assistance)

2. In the Course Search box, enter EHS and click **Go**

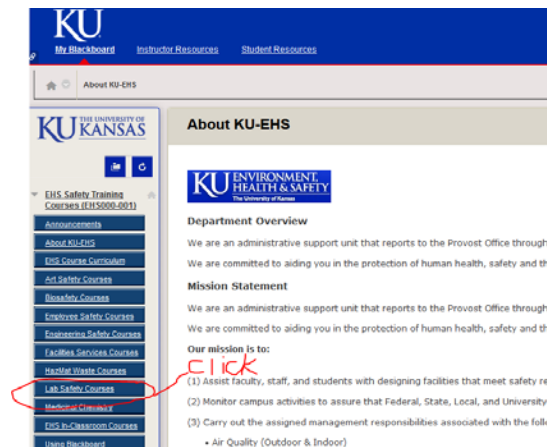


3. Click the drop down arrow next to **EHS000-001** and click **Enroll**
4. Click **Submit**
5. Click **OK**

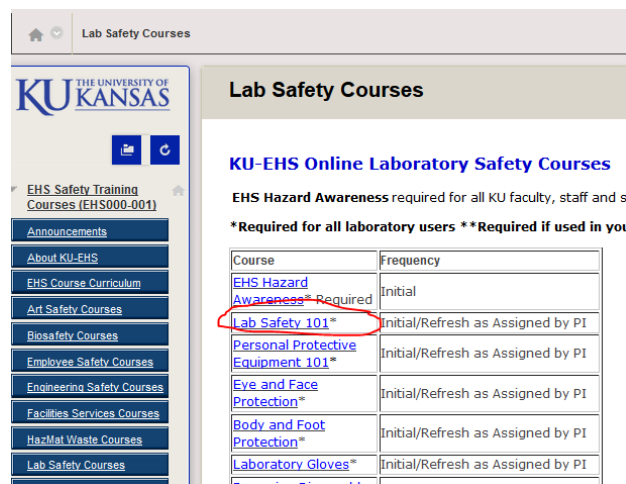
You are now enrolled in the KU's Environmental Health and Safety (EHS) Training Course. It will show up under your list of enrolled courses (under the **My KU tab**).

## PART II: Complete Safety Training

1. Click on the “**Lab Safety Courses**” tab on the left as shown below.



## 2. REQUIRED TRAINING FOR ALL CEBC RESEARCHERS



**All CEBC researchers must complete** the following courses before working in the laboratories (*scroll down to find each module*):

- o EHS Hazard Awareness
- o Lab Safety 101
- o Personal Protective Equipment 101
- o Eye and Face Protection
- o Removing Disposable Gloves
- o Chemical Fume Hoods
- o Safety Showers and Eyewash Stations
- o ABC's of Fire Extinguishers
- o Compressed Gas Cylinder Safety

After completing each course/quiz, **choose the “email” verification option using your own email address.** Then forward that email to [nancrisp@ku.edu](mailto:nancrisp@ku.edu) to verify that you have completed this basic safety training course. Alternatively, give a printed copy of each certificate to Nancy Crisp (1501 Wakarusa Dr., Building A, room 110).

### 3. ACCESS OTHER TRAINING OPTIONS AS NECESSARY:

Feel free to use and complete any of the other training options on this site as appropriate for your needs and/or research project.